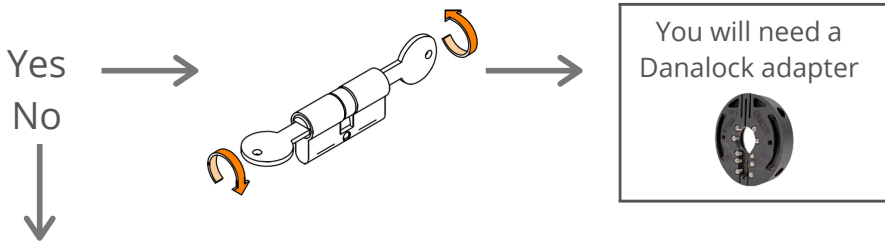
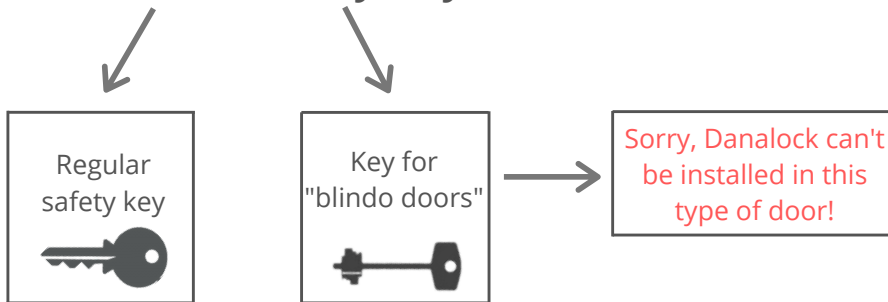


Manual for Danalock Key Cylinder

1.) Can you fit the Key in both ways at the same time?



2.) What kind of Key do you have?




3.) You need to exchange the Cylinder. Please measure your Cylinder.

A = mm?

B = mm?

Measure the A and B distance on the Cylinder

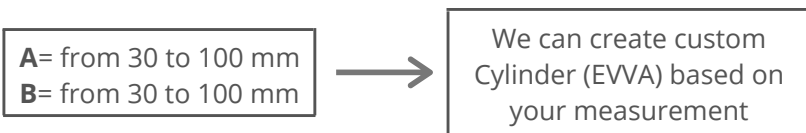

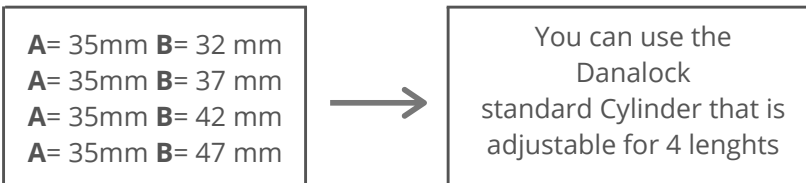


Inside of the Door (Danalock mounted on the inside) **A B** Outside of the Door



A B

3.1. If measurements are one of:



4.) Need more help? Please send us a photo of your Cylinder and we will let you know.

Mail to: info@andivi.com; Subject: My Cylinder
More info: www.andivi.com/cylinder-for-danalock-smart-door-lock